


NH fuse switch-discon. size 3, 630 A, panel mounting (33 203)



Description

Article

Part No.: 33 203

QUADRON® Panel

NH fuse switch-discon. size 3, 630 A, panel mounting

connection screw M12

System

Mounting plate

Product group 09

Subgroup 12

pack size 1

EAN 4021267332037

Advantages of the product

Disconnectors are equipped with arc chambers.

The shock protection is split into 2 for safe connection of the conductors.

Self-closing inspection holes, which can be punched out, are available in the cover.

eCl@ss 6.1 27142108
eCl@ss 7.1 27142108
ETIM 4.0 EC001040
ETIM 5.0 EC001040

Approvals

Standards

IEC 60947-1:2007 + A1:2010 + A2:2014
IEC 60947-3:2008 + A1:2012

Approvals

IEC (CB), UL, Germanischer Lloyd, KEMA, CCC



for UL feeder circuits >250V

Type number: LTS-3

UL file: E230163, UL category (for USA): IZLT2 <http://www.ul.com>
CCC certificate: 2004010302117263

Product data

Electrical data

Rated current (IEC): 630 A
Rated voltage (IEC) AC: 690 V
Rated voltage (IEC) DC: 440 V

Rated current (UL): 600 A
Rated voltage (UL) AC: 600 V

Utilisation category AC-23B (400V)
AC (IEC 60947-3) : AC-22B (690V)
AC-21B (690V)
AC-20B (1000V) at pollution degree 2

visible information required if used at more than 690V AC: do not switch under load

Utilisation category DC specifications: 2 current paths (L1,L3) in series
DC (IEC 60947-3) : DC-22B (440V)
DC-21B (440V)
DC-20B (1000V) at pollution degree 2

visible information required if used at more than 440V DC: do not switch under load

Power dissipation:

The power dissipation at a typical load of 80% of the rated current results to 23 W.
(The power dissipation for operation with rated current would be 36 W.)

rated isolation voltage U_i (AC): 800
V
Rated surge voltage U_{imp} : 6 kV
max. permitted voltage (IEC) AC: 800
V
max. permitted voltage (IEC) DC: 800
V

rated peak withstand current I_{pk} : 35.2 kA
cond. rated short-circuit current with fuses: 50 kA / 690V
approved with fuse links of characteristics: gG
rated short-time withstand current I_{CW} : 15,1kA / 1s

SCCR: 100 kA

for fuse links IEC 60269-2-1 (I) / DIN VDE 0636-201 size 3 up to 48W power dissipation

Special operating conditions corresponding to IEC / EN 61439-1 may yield to faulty activations of pilot switches and fuse monitors. The operating conditions have to be considered for the analysis of status signals.

Entsprechend den angegebenen AC- und DC- Schalteigenschaften und unter Berücksichtigung der Überlastbedingungen, sind gewisse Abstände zu geerdeten Metallteilen einzuhalten. Nähere Informationen auf Anfrage.

Bei Verwendung als Trennschalter ist die Einhaltung der Abstände nicht erforderlich.

Degree of protection IP30 at front, degree of protection near terminal depends on installation

Mechanical data

W x H x D: 256 x 300 x 143

Weight: 490 kg/100

Poles: 3-pole

front degree of protection: IP30

Terminal points

screw M12 :

Md 35 - 40 Nm

Accessories:

Clamp connection: Cu 150-300mm² s(r), f+AE; la. Cu 25x1-13; 6-8Nm torque

single wedge clamp terminal: Cu, Al* 150-300mm² s(r), s(s), f, f+AE; 6-8 Nm torque

double wedge clamp terminal: Cu 2x 150-185mm² s(r), s(s), f+AE; 6-8Nm torque

*Connections are not maintenance-free if aluminium conductors are used.

Material properties

Main body: temperature stability 125°C,
self-extinguishing in acc. to UL 94,
creepage resistance CTI 600,
halogen-free

Shock protection cover: temperature stability 125°C,
self-extinguishing in acc. to UL 94,
creepage resistance CTI 200


Handle: temperature stability 125°C,
self-extinguishing in acc. to UL 94,
creepage resistance CTI 200,
halogen-free

Contacts: spring-loaded copper contacts, silver plated

Version

Variant with electronic fuse monitoring: 33 332 Variant with electromechanical fuse monitoring: 33 151

Accessories




33 144

cover for cable lugs, top/bottom attachable
for NH fuse switch disconnecter size 3




33 147

prism terminal, double, for Cu cables
2x 150 mm²
size 3




33 154

Trim frame
290 x 330
size 3



33 155

barrier for handle for NH fuse-switch disconnecter size 1-3
for closing of handle area from rear




33 156

pilot switch
changeover 250 V AC / 5 A; 30 V DC / 4 A
Size 1 - 3



33 157

lid interlock
for sealing wire or 3 padlocks with shackle of 4-7 mm
Size 1 - 3



33 165
clamp connector for Cu cables
150 - 300 mm²
size 3




33 168
prism terminal, single, for Cu and Al cables
150 - 300 mm²
size 3



wöhner

33 385
prism terminal, double, for Cu cables
2x 185 mm²
size 3



33 419
connection shroud
for NH fuse switch-disconnector size 3, maximum 600A



33 272
extension for 2 cable lugs
size 3