

Date tehnice pentru produs: IL036445-F

Ramă aplicată+ușă 4A-45 (Lăț=4PC / Înălț=45UV) A=300mm



SCHRACK-Info

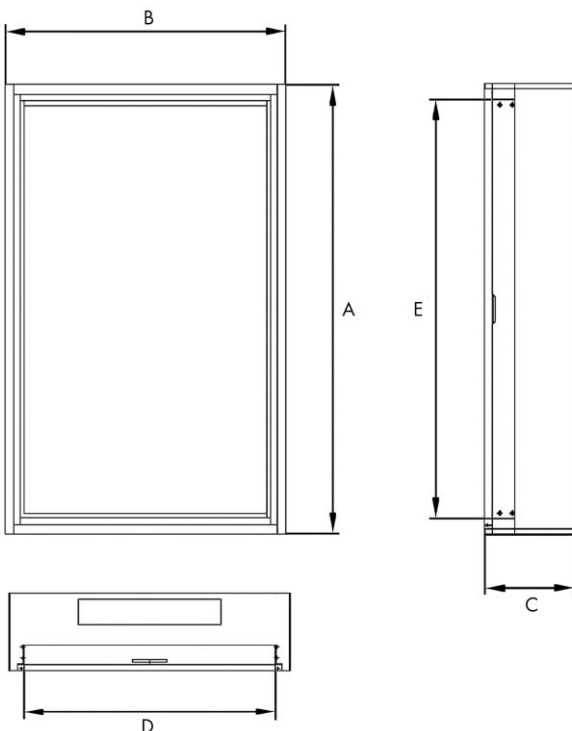
- Modular designed wall-mounted frame with door
- Material: 1.25 mm powder coated sheet steel
- Phosphated, plastic powder-coated sheet steel enclosure tested and certified according to EN 62208:2011 and EN 60529:1991, protection class I suitable for TT/TN and IT network form, protection insulated according to ÖVE-IM 12
- Standard version of door with flush plastic thumbturn operated via integrated double-bit lock
- rated voltage U_e : 230/400V/50Hz
- rated insulation voltage U_i : 1000V
- rated impulse withstand voltage U_{imp} : 6kV
- rated short time withstand current I_{cw} : 25kA / 1s
- rated peak withstand current I_{pk} : 54kA
- rated conditional short-circuit current I_{cc} : 25kA
- Protective earth connection: Welded bolt M6, $I^2t=3,6 \times 10^6 \text{ A}^2\text{s}$
- Protection class: I
- Ambient temperature: -5 to +40°C
- Relative humidity: 50% at +40°C
- Max. allowed load capacity: Use 150kg floor-mounted / Use 80kg wall-mounted (without additional supports) / door 10kg
- EMV: EMV Environment 1
- Distribution board Insert width D: 940mm / Height E: 2070mm



Fișe tehnice

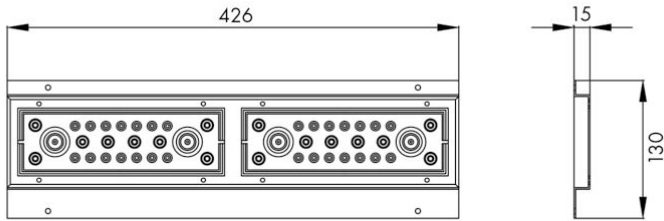
Lățime netă (mm)	1.030,00
Înălțime (mm)	2.160,00
Adâncime netă (mm)	300,00
Masă netă (kg.)	50,00
COD EAN	9004840254648
disipare (W)	-907,00
Categorie produs	aplicat
Culoare	RAL7035
Lățime panou contor	4
UV	45
grad de protecție	IP20C
Descriere de bază	Cadru

Desen dimensional: Ramă aplicată+ușă 4A-45 (Lăț=4PC / Înălț=45UV) A=300mm

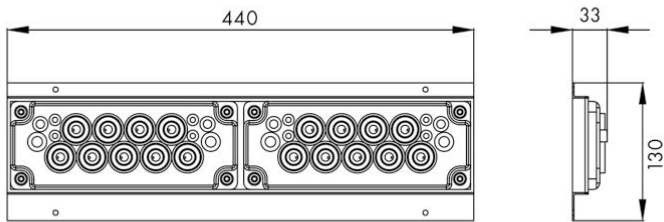


**Desen dimensional: Ramă aplicată+ușă 4A-45 (Lăț=4PC / Înălț=45UV)
A=300mm**

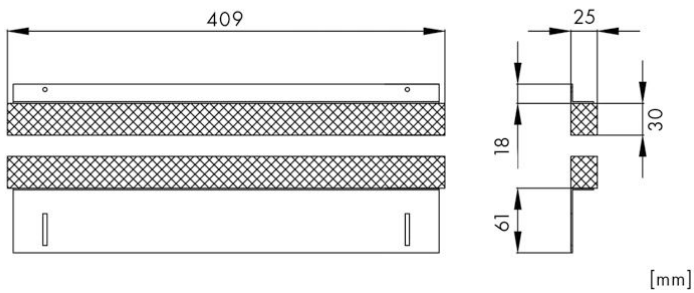
IL900102



IL900105



IL900415-F



[mm]

Tabel de date: Ramă aplicată+ușă 4A-45 (Lăț=4PC / Înălț=45UV) A=300mm

Type	Article number	Number of gland plates above	Number of gland plates below	A [mm]	B [mm]	C [mm]	D [mm]	E [mm]	Radiant power loss [W]*
Depth 100 mm									
2A12	IL006912-F	-	-	640	590	100	500	555	-140
2A18	IL006918-F	-	-	915	590	100	500	830	-193
Depth 180 mm									
1A7	IL006107-F	-	-	410	380	180	290	325	-86
1A12	IL006112-F	-	-	640	380	180	290	555	-124
2A7	IL006207-F	-	-	410	590	180	500	325	-119
2A12	IL006212-F	-	-	640	590	180	500	555	-170
2A12	IL0062121F	1	-	640	590	180	500	555	-170
2A12	IL0062122F	1	1	640	590	180	500	555	-170
3A12	IL006312-F	-	-	640	810	180	720	555	-221
4A12	IL006412-F	-	-	640	1030	180	940	555	-273
Depth 250 mm									
1A16	IL006116-F	-	-	830	380	250	290	745	-183
1A18	IL006118-F	-	-	915	380	250	290	830	-199
1A21	IL006121-F	-	-	1055	380	250	290	970	-225
1A24	IL006124-F	-	-	1195	380	250	290	1105	-252
1A28	IL006128-F	-	-	1380	380	250	290	1290	-286
1A42	IL006142-F	-	-	2025	380	250	290	1935	-408
2A18	IL006218-F	-	-	915	590	250	500	830	-264
2A18	IL0062181F	1	-	915	590	250	500	830	-264
2A18	IL0062182F	1	1	915	590	250	500	830	-264
2A21	IL006221-F	1	-	1055	590	250	500	970	-299
2A24	IL006224-F	1	-	1195	590	250	500	1105	-333
2A28	IL006228-F	1	-	1380	590	250	500	1290	-379
2A33	IL006233-F	1	-	1605	590	250	500	1520	-434
2A39	IL006239-F	1	1	1885	590	250	500	1795	-503
2A42	IL006242-F	1	1	2025	590	250	500	1935	-537
2A45	IL006245-F	1	1	2160	590	250	500	2070	-570
3A18	IL006318-F	-	-	915	810	250	720	830	-334
3A21	IL006321-F	1	-	1055	810	250	720	970	-376
3A24	IL006324-F	1	-	1195	810	250	720	1105	-419
3A28	IL006328-F	1	-	1380	810	250	720	1290	-475
3A33	IL006333-F	1	-	1605	810	250	720	1520	-544
3A39	IL006339-F	1	1	1885	810	250	720	1795	-629
3A42	IL006342-F	1	1	2025	810	250	720	1935	-672
3A45	IL006345-F	1	1	2160	810	250	720	2070	-713
4A18	IL006418-F	-	-	915	1030	250	940	830	-403
4A21	IL006421-F	2	-	1055	1030	250	940	970	-454
4A24	IL006424-F	2	-	1195	1030	250	940	1105	-505
4A28	IL006428-F	2	-	1380	1030	250	940	1290	-572
4A33	IL006433-F	2	-	1605	1030	250	940	1520	-654
4A39	IL006439-F	2	2	1885	1030	250	940	1795	-756
4A42	IL006442-F	2	2	2025	1030	250	940	1935	-807
4A45	IL006445-F	2	2	2160	1030	250	940	2070	-856
5A24	IL006524-F	2	-	1195	1230	250	1140	1105	-583
5A28	IL006528-F	2	-	1380	1230	250	1140	1290	-660
5A33	IL006533-F	2	-	1605	1230	250	1140	1520	-754
5A39	IL006539-F	2	2	1885	1230	250	1140	1795	-871
5A42	IL006542-F	2	2	2025	1230	250	1140	1935	-930
5A45	IL006545-F	2	2	2160	1230	250	1140	2070	-986
Depth 300 mm									

2A39	IL036239-F	1	1	1885	590	300	500	1795	-543
2A42	IL036242-F	1	1	2025	590	300	500	1935	-580
2A45	IL036245-F	1	1	2160	590	300	500	2070	-616
3A39	IL036339-F	1	1	1885	810	300	720	1795	-673
3A42	IL036342-F	1	1	2025	810	300	720	1935	-718
3A45	IL036345-F	1	1	2160	810	300	720	2070	-762
4A39	IL036439-F	2	2	1885	1030	300	940	1795	-802
4A42	IL036442-F	2	2	2025	1030	300	940	1935	-856
4A45	IL036445-F	2	2	2160	1030	300	940	2070	-907
5A39	IL036539-F	2	2	1885	1230	300	1140	1795	-920
5A42	IL036542-F	2	2	2025	1230	300	1140	1935	-981
5A45	IL036545-F	2	2	2160	1230	300	1140	2070	-1040
Depth 400 mm									
2A42	IL009242-F	1	1	2025	590	400	500	1935	-666
3A42	IL009342-F	1	1	2025	810	400	720	1935	-810
4A42	IL009442-F	2	2	2025	1030	400	940	1935	-954
5A42	IL009542-F	2	2	2025	1230	400	1140	1935	-1085

* Max. radiated power of housing calculated as a wall-mounted single fixed with $\Delta T = 35K$.

Detailed information and legal notes see page ?

Tabel articole

Descriere	Cod comandă
Ramă aplicată+ușă 4A-45 (Lăț=4PC / Înălț=45UV) A=300mm	IL036445-F
Accesorii opționale	
Push through gland plate IP20C, 18x 18-30 mm cable glands for IL001/006/009/036 widths 2,3,4,5	IL900105
Flanșă prin apăsare (2x), mărime 2, 426x130x18mm	IL900102
Flanșă prin apăsare (2x), mărime 2, 426x130x18mm	
Segment lateral soclu 300mm (1 pereche)	IL091130
Base front for wall-mounted enclosure U-Profile, width 4 redesigned U-Profile Depth 8mm, 2mm Sheet Steel	IL091400-S
Side panels 300mm ventilated, H=100mm, 1 pair inclusive Screws, cutting 190x50mm	IL090130-V
Side panels 300mm ventilated, H=200mm, 1 pair inclusive Screws, cutting 190x50mm	IL090230-V