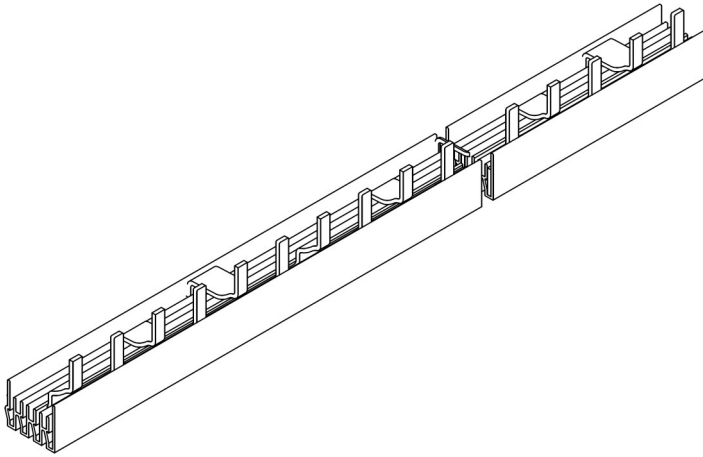


■ Datasheet: Pin-busbar MW=17,8mm, 1 m, 4-pole, not possible to break off



■ SCHRACK-INFO

- Pin-busbar for wiring of 1+N—devices on 2MW with boxterminal
- MW-size:17,8 mm
- 54 MW
- Phase sequence:L1, N, L2, N, L3, N,, L1, N, L2, N, L3, N

■ TECHNICAL DATA

Materials	
Busbars:	E – Cu 58 F25
Extruded insulation:	PC / ABS or PVC – unleaded
Injected insulation:	PC / ABS
End cover:	PC / ABS

Heat Deflection temperature	
Unleaded PVC:	VST B50 – ISO 306 0>80°C
PC / ABS extruded:	VST B 120 – ISO 306 = 113°C – UL94-V0/1,5
PC / ABS injected:	VST B 120 – ISO 306 = 138°C – UL94-V0/1,6

Glow wire resistance:	
Unleaded PVC:	960°C / 3mm
PC / ABS extruded:	960°C / 3,2mm and 850°C / 1mm
PC / ABS injected:	960°C / 1 mm

Climate stability:	According to EN 60068
--------------------	-----------------------

Insulation coordination:	Overvoltage category III / Degree of pollution 2
--------------------------	--

CTI - value of insulation:	PVC - unleaded: 600V PC / ABS extruded: 600V PC / ABS injected: 250V
----------------------------	--

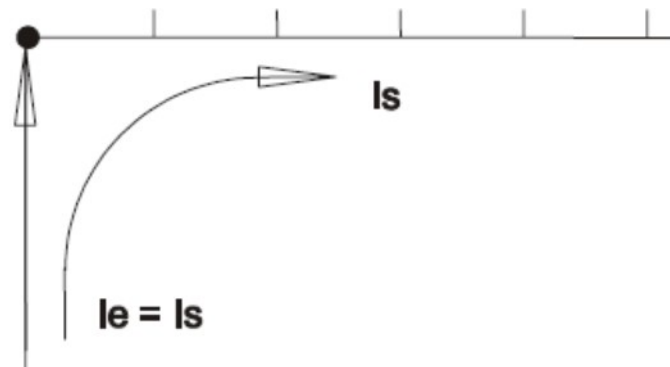
Standards:	EN 60947-1, IEC 60947-1:2004
------------	------------------------------

Dielectric strength:	PVC - unleaded:	>40 kV / mm
	PC / ABS extruded:	>32 kV / mm
	PC / ABS injected:	>32 kV / mm

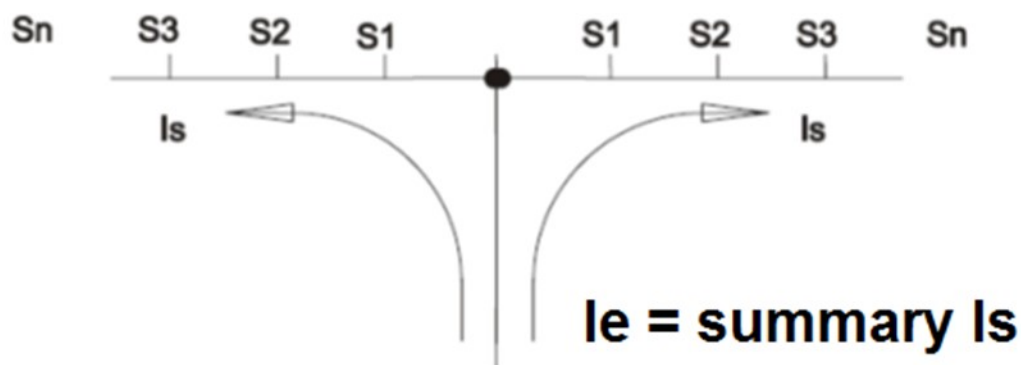
Stossspannungsfestigkeit:	≥ 4,5 kV (1kV /mm MCB)
Impulse voltage strength:	> 5,5 mm
Min. air distance:	> 5 mm
Max. operating voltage:	600 V

Max. load at 35 ° C ambient temperature independent of the feeding point	
Pin-busbar	
Busbar-cross-section:	16 mm ²
Feeding on the beginning or ending	
Max. busbar-current I _s /Phase	80 A
Connection cross-section:	16 mm ²
Other feedings:	
Max. busbar-current I _s /Phase	120 A
Connection cross-section:	35 mm ²

Feeding on the beginning or ending



Other feedings:

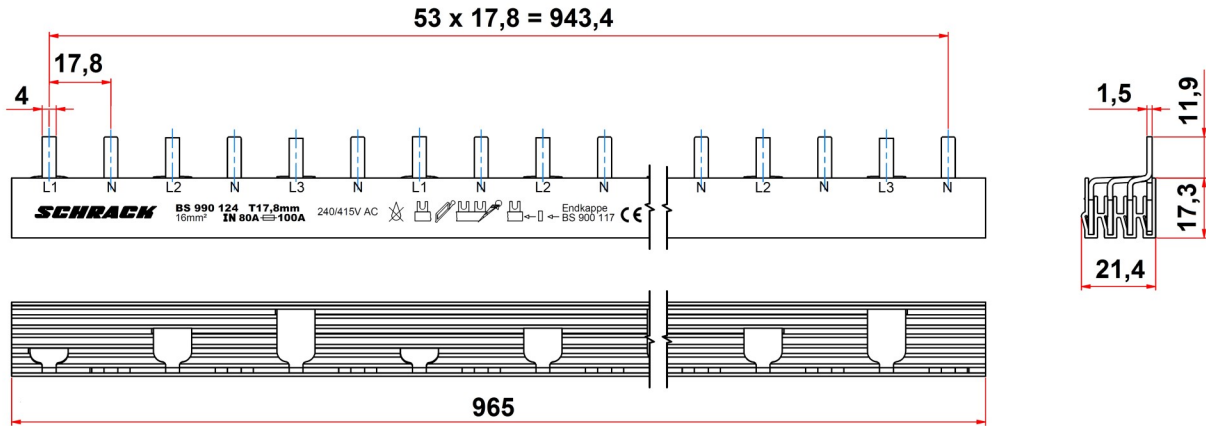


In the case of central feed, must be taken care, that the summary of the output currents S1 ... Sn per rail branch is not bigger than the max. current of busbar which you can find in the list Is / Phase

NOTE

When shortening the busbars please note, that the copper-bars need to be 10mm shorter than the insulation on both ends. Due to security purposes all shortened busbars need to be covered with suitable endcovers.

Dimensions



Articles

Description	Articlenumber
Busbar Pin Version 4-pole, L1,N,L2,N,L3,N, 54MW, 16mm ²	BS990124