

EB2 630/3HE 630A 3p



Specificatii

Cod ETI	004672140
Descriere	EB2 630/3HE 630A 3p
Denumire clasă	Înterupător de circuit în car
Curent nominal (A)	630
Număr de poli	3
Grup Catalog	EB2
Standarde	60947
Tipul conexiunii	front connection
Tensiunea nominala de rezistenta Uimp (kV)	8
Tensiunea nominala (V AC)	690V
Tensiune nominala de izolare (V)	800
Capacitate nominala de scurtcircuit la 415 V Icu/Ics (kA)	70/70
Tensiune nominala de lucru (V DC)	n.a.
Reglare termica	0,4-1
Ajustare magnetica	adjustable
Reglabil sau fix	ajustabil

Pagina de produse online

Alta documentatie

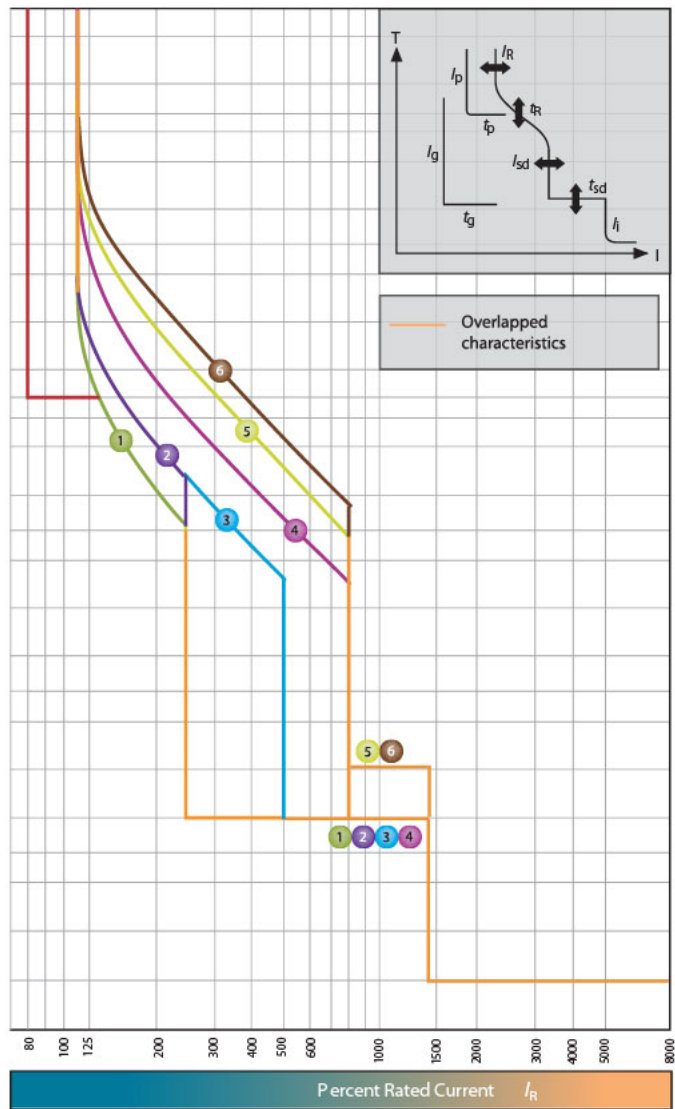
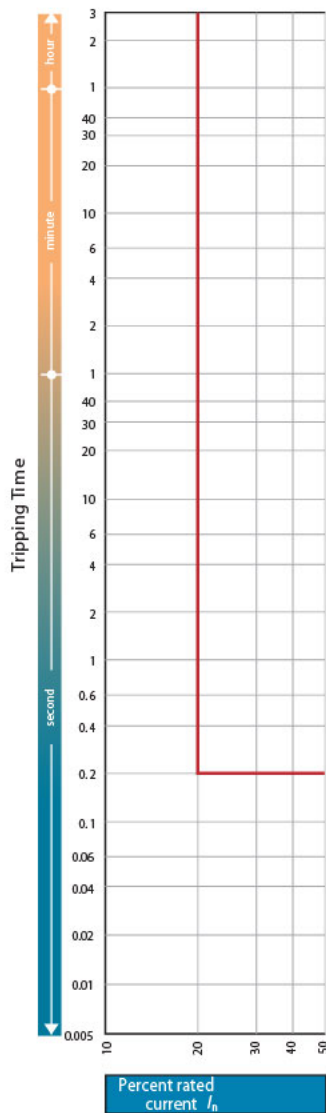


Model 3D
 Manual de instructiuni
 Declaratie CE
 Eplan mușchi
 Catalog caracteristici tehnice

ETIM clasificare internationala

Clasificare	EC000228
Denumire clasă	Power circuit-breaker for trafo/generator/installation protection
Rated permanent current I _u	630A
Rated short-circuit breaking capacity I _{cu} at 400 V, 50 Hz	70/70kA
Overload release current setting	252...630A
Adjustment range short-term delayed short-circuit release	630...5040A
Adjustment range undelayed short-circuit release	3528...6300A
Type of electrical connection of main circuit	Screw connection
Device construction	Built-in device fixed built-in technique
With switched-off indicator	1
Number of poles	3
Type of control element	Rocker
Motor drive integrated	
Motor drive optional	1
Degree of protection (IP)	IP20

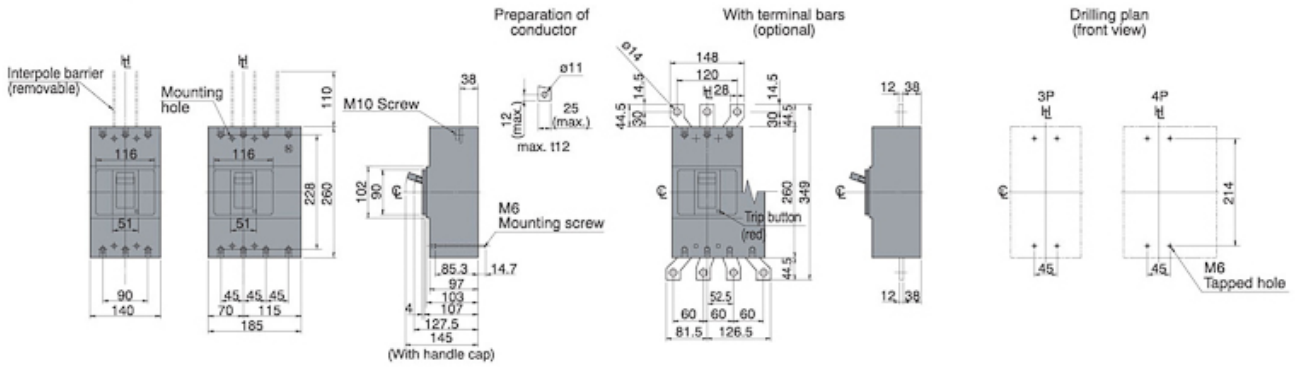
Caracteristici



Desen cotat

EB2 630

Front connected



Rear connected

