


EB2S 160/4LA 40A 4p



Specificatii

| | |
|---|-------------------------------|
| Cod ETI | 004671890 |
| Descriere | EB2S 160/4LA 40A 4p |
| Denumire clasă | Înterupător de circuit în car |
| Func ie | MCCB |
| Curent nominal (A) | 40 |
| Număr de poli | 4 |
| Standarde | 60947 |
| Tipul conexiunii | front connection |
| Tensiunea nominala de rezistenta Uimp (kV) | 8 |
| Tensiunea nominala (V AC) | 690V |
| Tensiune nominala de izolare (V) | 800 |
| Capacitate nominala de scurtcircuit la 415 V Icu/Ics (kA) | 16/8 |
| Tensiune nominala de lucru (V DC) | 250V |
| Reglare termica | 0,63-1 |
| Ajustare magnetica | fixed |
| Reglabil sau fix | ajustabil |

Pagina de produse online [🔗](#)

Alta documentatie



Catalog caracteristici tehnice

Model 3D

Manual de instructiuni

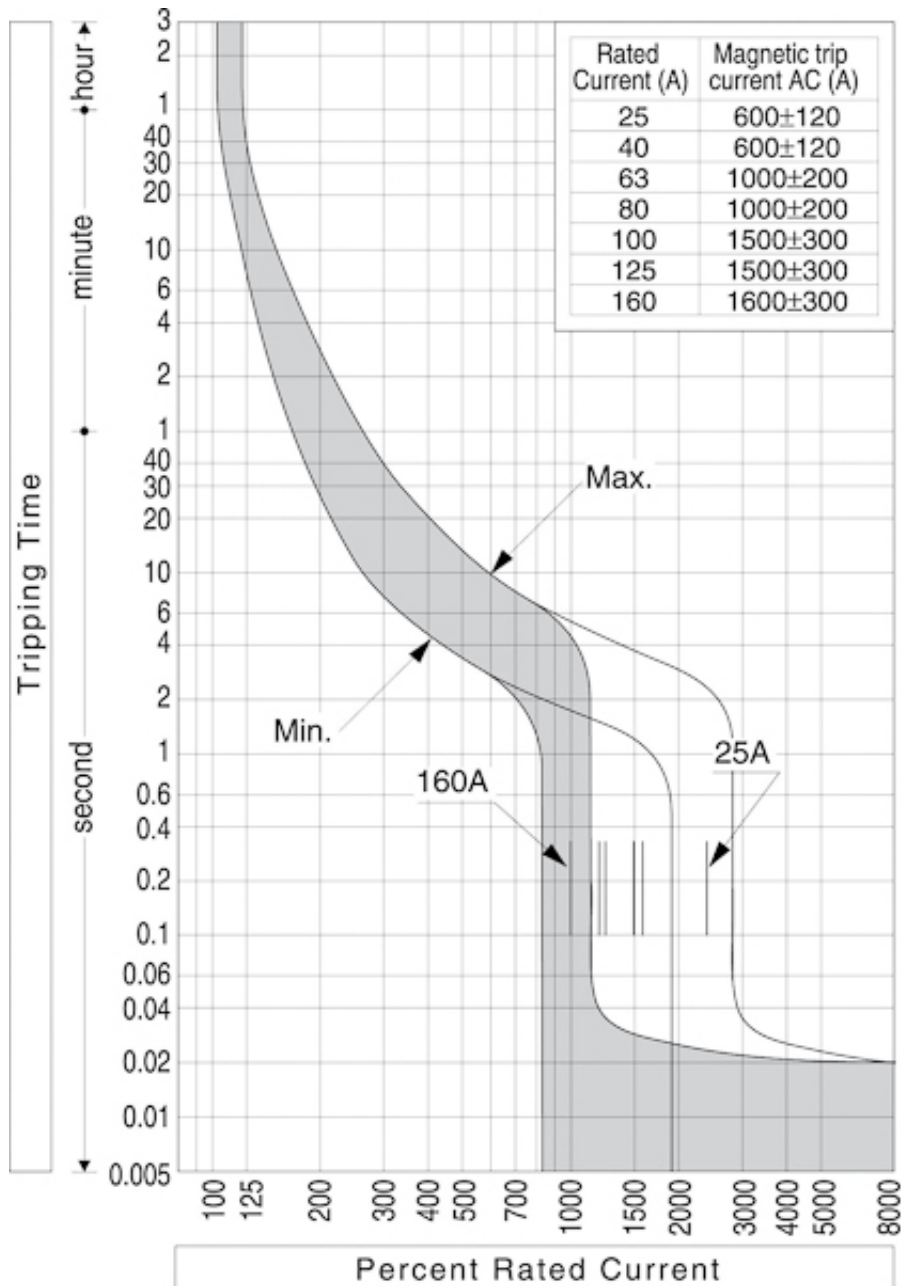
Declaratie CE

Eplan mușchi

ETIM clasificare internationala

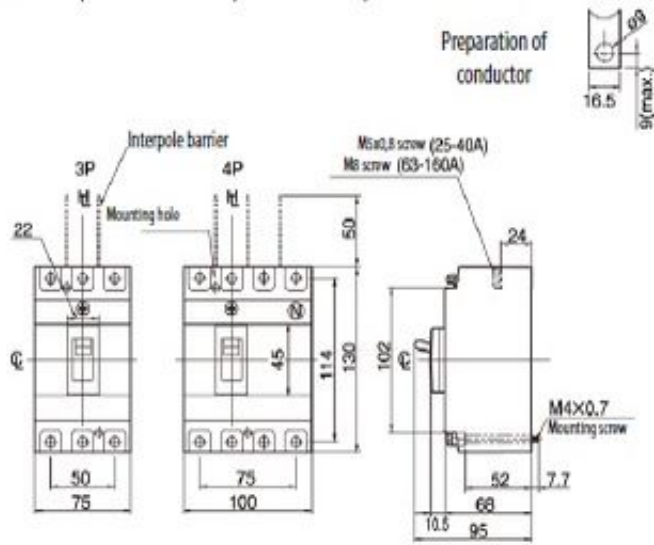
| | |
|---|---|
| Clasificare | EC000228 |
| Denumire clasă | Power circuit-breaker for trafo/generator/installation protection |
| Rated permanent current I _u | 40A |
| Rated short-circuit breaking capacity I _{cu} at 400 V, 50 Hz | 16kA |
| Overload release current setting | 25.2...40A |
| Adjustment range undelayed short-circuit release | 600...600A |
| Integrated earth fault protection | |
| Type of electrical connection of main circuit | Screw connection |
| Device construction | Built-in device fixed built-in technique |
| With switched-off indicator | 1 |
| Number of poles | 4 |
| Type of control element | Rocker lever |
| Motor drive integrated | |
| Motor drive optional | |
| Degree of protection (IP) | IP20 |

Caracteristici



Desen cotat

EB2S 160 F & A



EB2S 250 F & A

