

SV 2100 2p 100A



Specificatii

Cod ETI	002423216
Descriere	SV 2100 2p 100A
Denumire clasă	Comutator integrat
Funcție	Comutatoare de sarcină
Curent nominal (A)	100

[Pagina de produse online](#)

Alta documentatie



[Catalog caracteristici tehnice](#)

[Model 3D](#)

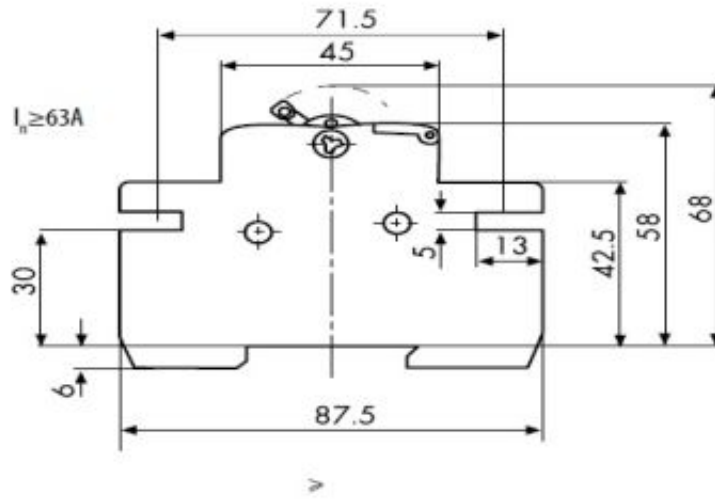
[Declaratie CE](#)

[Eplan mușchi](#)

ETIM clasificare internațională

Clasificare	EC000216
Denumire clasă	Switch disconnector
Version as main switch	1
Version as maintenance-/service switch	1
Version as safety switch	1
Version as emergency stop installation	1
Max. rated operation voltage Ue AC	400V
Rated permanent current Iu	100A
Conditioned rated short-circuit current Iq	4kA
Number of poles	2
Motor drive optional	
Motor drive integrated	
Device construction	Built-in device fixed built-in technique
Suitable for distribution board installation	1
Type of control element	Rocker lever
Interlockable	
Type of electrical connection of main circuit	Frame clamp
Degree of protection (IP), front side	IP20

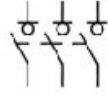
Desen cotat



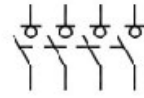
Simbol/Conexiune



2



3



4